



EAST CAMBRIDGESHIRE DISTRICT COUNCIL

THE GRANGE, NUTHOLT LANE
ELY, CAMBRIDGESHIRE CB7 4EE

Telephone: Ely (01353) 665555

DX41001 ELY

www.eastcambs.gov.uk

The Rt Hon Chris Grayling MP
Secretary of State for Transport
Department for Transport
Great Minster House
33 Horseferry Road
LONDON SW1P 4DR

This matter is being dealt with by:

John Hill

Telephone: (01353) 665555

E-mail: John.hill@eastcambs.gov.uk

My Ref: JH/jh

Your ref

12 July 2019

Dear Sir

A10 Improvements - Major Road Networks and Large Local Majors Funding Bids

East Cambridgeshire District Council fully supports the funding bids being submitted by the Cambridgeshire and Peterborough Combined Authority (CPCA) to secure funding for improvements to the A10 between Cambridge and the A10/Witchford Road (BP garage) roundabout in Ely.

For the residents and businesses of East Cambridgeshire, dualling the A10 is an absolute priority.

The Ely to Cambridge Corridor, which provides connections between Ely and Cambridge and onward links on to the national networks via the A14, carries the highest level of north-south traffic flows in the county. More than 18,000 vehicles currently use the corridor daily, with peak period traffic congestion and network reliability issues regularly resulting in trips taking over 45 minutes to travel the length of the route, just 16 miles.

Capacity issues along the corridor adversely affect the quality of life, amenity and opportunities to increase the economic wellbeing of the area.

The A10 improvements are vital to support future housing and employment growth along the corridor. Delivery of 3,000 new homes to the north of Ely is underway and there are plans for significant growth on the border of East Cambridgeshire at Waterbeach.

Delays on the A10 are also impacting on other roads in the district, particularly the A142, A1123 and the B1049.

The A142, which links East Cambridgeshire to Newmarket and the A11, is affected by congestion at the northern end of the A10. Vehicles accessing the Ely Enterprise Zone,

based at Lancaster Way Business Park, suffer delays due to the A10/Witchford Road (BP garage) roundabout operating well over capacity. This affects both employees and deliveries and is a cost to businesses in terms of loss of time and cost of fuel. The developers of the Park also report that this is having a negative impact on future growth of the Enterprise Zone.

The District Council is already working with the CPCA, the developer, and the County Council on measures to increase capacity at both the A10/Witchford Road (BP garage) roundabout and the A142/Witchford Road roundabout, but the full benefit of these can only be realised by a dualled A10.

Traffic counts show that large numbers of vehicles, including HGVs, which would be most appropriately accommodated on the A10, are travelling through small villages on roads which are unsuitable for this volume of traffic. The roads worst affected are the A1123 and B1049. A dualled A10 will redirect this traffic onto the strategic network and away from these small roads and rural villages.

The Council appreciates that delivery of major infrastructure takes time, but action to improve the A10 is needed now. Therefore, East Cambridgeshire District Council wholly supports the package of junction improvements proposed by the CPCA and its bid to the Major Road Networks (MRN) fund. These are critical to release some of the pinch points along the route and to improve traffic conditions in the short term.

However, in order to ensure the A10 has sufficient capacity to accommodate the planned housing and employment growth, to deter potential re-assignment of trips on to less suitable routes and to enable the Enterprise Zone and other employment areas to grow to connect local people with jobs and services, the Council believes there is no alternative to significant investment and for the road to be upgraded as soon as possible.

Yours faithfully



John Hill
Chief Executive

And on behalf of
Councillor Anna Bailey
Leader of the Council



ABELS
THE ART OF MOVING

Dated 12th July 2019

The Rt. Hon Chris Grayling MP,
Secretary of State for Transport,
Department for Transport,
Great Minster House,
33 Horseferry Road,
London
SW1P 4DR

Abels Moving Services
Wimbledon Avenue
Brandon
Suffolk IP27 0NZ

T +44 (0) 1842 816600
F +44 (0) 1842 813613
E enquiries@abels.co.uk
I www.abels.co.uk

Dear Rt. Hon Chris Grayling,

REF: DUALLING OF THE A10 ELY TO CAMBRIDGE CORRIDOR

Abels Moving Services fully supports the funding bids being submitted by the Cambridgeshire and Peterborough combined Authority (CPCA) to secure funding for improvements to the A10 between Cambridge and the A10/Witchford Road (BP garage) roundabout in Ely.

For residents and businesses of East Cambridgeshire, dualling the A10 is an absolute priority.

The Ely to Cambridge corridor, which provides connections between Ely and Cambridge and onward links to the national networks via the A14, carries the highest level of North-South traffic flows in the county. More than 18,000 vehicles currently use the corridor daily, with peak period traffic congestion and network reliability issues regularly resulting in trips taking over 45 minutes to travel the length of the route, just 16 miles.

Capacity issues along the corridor adversely affect the quality of life, amenity and opportunities to increase the economic wellbeing of the area.

The A10 improvements are vital to support future housing and employment growth along the corridor. Delivery of 3,000 new homes to the north of Ely is underway and there are plans for significant growth on the border of East Cambridgeshire at Waterbeach.

Delays on the A10 are also impacting on other roads in the district; particularly the A142, A1123 and the B1049.

The A142, which links East Cambridgeshire to Newmarket and the A11, is affected by congestion at the northern end of the A10. Vehicles accessing the Ely Enterprise Zone (Lancaster Way Business Park) where our business is also located, suffer delays due to the A10, Witchford Road (BP Garage) roundabout operating well over capacity. This affects both employees and deliveries and is a cost to our business and other businesses in terms of loss of time and cost of fuel.

Cont/d.....



**RESIDENTIAL,
COMMERCIAL,
INTERNATIONAL MOVES
& RELOCATION SERVICES**



Certificate No. F523942

ABELS MOVING SERVICES LTD
Registered Office at above
Registered in England & Wales No. 3592086



The developers of Lancaster Way Business Park, Ely (Ely Enterprise Zone) where we operate are already working with CPCA, East Cambridgeshire District Council and the County Council on measures to increase capacity at both the A10/Witchford Road (BP Garage) roundabout and the A142/Witchford Road roundabout, but the full benefit of these can only be realised by a dualled A10.

Traffic Counts show that large numbers of vehicles, including HGV's, which would be most appropriately accommodated on the A10, are travelling through small villages on roads which are unsuitable for this volume and type of traffic. The roads worst affected are the A1123 and B1049. A dualled A10 will redirect this traffic and the strategic network away from the small roads and rural villages.

Abels Moving Services appreciates that delivery of major infrastructure takes time, but action to improve the A10 is needed now. Therefore, Abels wholly supports the package of junction improvements proposed by the CPCA and its bid to the Major Road Networks (MRN) Fund. These are critical to release some of the pinch points along the route and to improve traffic conditions in the short term.

In order to ensure the A10 has sufficient capacity to accommodate the planned housing and employment growth, to deter potential re-assignment of trips on to less suitable routes and to enable the Enterprise Zone and other employment areas to grow to connect local people with jobs and services; Abels Moving Services believes there is no alternative to significant investment and for the road (A10) to be upgraded as soon as possible.

Yours sincerely,

Philip Pertoldi
Chairman
Abels Moving Services Ltd



**ADVANCED AIRCRAFT TRAINING
EASA PART 147 TYPE TRAINING ORGANISATION**

**Unit 1
Lancaster Way Business Park
Ely Cambridgeshire CB6 3NW**

**Tel: 01353 666288
www.advancedat.co.uk
Email: enquiries@advancedat.co.uk**

12th July 2019

The Rt. Hon Chris Grayling MP,
Secretary of State for Transport,
Department for Transport,
Great Minster House,
33 Horseferry Road,
London
SW1P 4DR

Dear Rt. Hon Chris Grayling,

REF: DUALLING OF THE A10 ELY TO CAMBRIDGE CORRIDOR

Advanced Aircraft Training Limited fully supports the funding bids being submitted by the Cambridgeshire and Peterborough combined Authority (CPCA) to secure funding for improvements to the A10 between Cambridge and the A10/Witchford Road (BP garage) roundabout in Ely.

For residents and businesses of East Cambridgeshire, dualling the A10 is an absolute priority.

The Ely to Cambridge corridor, which provides connections between Ely and Cambridge and onward links to the national networks via the A14, carries the highest level of North-South traffic flows in the county. More than 18,000 vehicles currently use the corridor daily, with peak period traffic congestion and network reliability issues regularly resulting in trips taking over 45 minutes to travel the length of the route, just 16 miles.

Capacity issues along the corridor adversely affect the quality of life, amenity and opportunities to increase the economic wellbeing of the area.

Cont...

Directors: Nicholas Taylor and Margaret Taylor
Quality Manager: David Cook

Advanced Aircraft Training and AAT are trading names of Advanced Aircraft Training Limited (Company Number 05836429)
Registered Office: Unit 1, Lancaster Way Business Park, Ely, CB6 3NW, UK
Authorised and Regulated by the UK Civil Aviation Authority No: UK.147.0072

Cont...

The A10 improvements are vital to support future housing and employment growth along the corridor. Delivery of 3,000 new homes to the north of Ely is underway and there are plans for significant growth on the border of East Cambridgeshire at Waterbeach.

Delays on the A10 are also impacting on other roads in the district; particularly the A142, A1123 and the B1049.

The A142, which links East Cambridgeshire to Newmarket and the A11, is affected by congestion at the northern end of the A10. Vehicles accessing the Ely Enterprise Zone (Lancaster Way Business Park) where our business is located, suffer delays due to the A10, Witchford Road (BP Garage) roundabout operating well over capacity. This affects both employees and deliveries and is a cost to our business and other businesses in terms of loss of time and cost of fuel.

The developers of Lancaster Way Business Park, Ely (Ely Enterprise Zone) where we are based are already working with CPCA, East Cambridgeshire District Council and the County Council on measures to increase capacity at both the A10/Witchford Road (BP Garage) roundabout and the A142/Witchford Road roundabout, but the full benefit of these can only be realised by a dualled A10.

Traffic Counts show that large numbers of vehicles, including HGV's, which would be most appropriately accommodated on the A10, are travelling through small villages on roads which are unsuitable for this volume and type of traffic. The roads worst affected are the A1123 and B1049. A dualled A10 will redirect this traffic and the strategic network away from the small roads and rural villages.

Advanced Aircraft Training Limited appreciates that delivery of major infrastructure takes time, but action to improve the A10 is needed now. Therefore, Advanced Aircraft Training Limited wholly supports the package of junction improvements proposed by the CPCA and its bid to the Major Road Networks (MRN) Fund. These are critical to release some of the pinch points along the route and to improve traffic conditions in the short term.

In order to ensure the A10 has sufficient capacity to accommodate the planned housing and employment growth, to deter potential re-assignment of trips on to less suitable routes and to enable the Enterprise Zone and other employment areas to grow to connect local people with jobs and services; Advanced Aircraft Training Limited believes there is no alternative to significant investment and for the road (A10) to be upgraded as soon as possible.

Yours sincerely,



Nicholas Taylor

Director

Advanced Aircraft Training Limited





Estd. 1854

BISHOP'S MOVE

Unit 56, Lancaster Way Business Park, Ely, Cambridgeshire, CB6 3NW

Tel: 01353 666 600 Fax: 0844 324 1916

cambridge@bishopsmove.com www.bishopsmove.com

The Rt. Hon Chris Grayling MP,
Secretary of State for Transport,
Department for Transport,
Great Minster House,
33 Horseferry Road,
London
SW1P 4DR

Dear Rt. Hon Chris Grayling,

REF: DUALLING OF THE A10 ELY TO CAMBRIDGE CORRIDOR

Bishops Move, fully supports the funding bids being submitted by the Cambridgeshire and Peterborough combined Authority (CPCA) to secure funding for improvements to the A10 between Cambridge and the A10/Witchford Road (BP garage) roundabout in Ely.

For residents and businesses of East Cambridgeshire, dualling the A10 is an absolute priority.

The Ely to Cambridge corridor, which provides connections between Ely and Cambridge and onward links to the national networks via the A14, carries the highest level of North-South traffic flows in the county. More than 18,000 vehicles currently use the corridor daily, with peak period traffic congestion and network reliability issues regularly resulting in trips taking over 45 minutes to travel the length of the route, just 16 miles.

Capacity issues along the corridor adversely affect the quality of life, amenity and opportunities to increase the economic wellbeing of the area.

The A10 improvements are vital to support future housing and employment growth along the corridor. Delivery of 3,000 new homes to the north of Ely is underway and there are plans for significant growth on the border of East Cambridgeshire at Waterbeach.

Delays on the A10 are also impacting on other roads in the district; particularly the A142, A1123 and the B1049.

The A142, which links East Cambridgeshire to Newmarket and the A11, is affected by congestion at the northern end of the A10. Vehicles accessing the Ely Enterprise Zone (Lancaster Way Business Park) where our business is located, suffer delays due to the A10, Witchford Road (BP Garage) roundabout operating well over capacity. This affects both employees and deliveries and is a cost to our business and other businesses in terms of loss of time and cost of fuel.

The developers of Lancaster Way Business Park, Ely (Ely Enterprise Zone) where we are based are already working with CPCA, East Cambridgeshire District Council and the County Council on measures to increase capacity at both the A10/Witchford Road (BP



Bishop's Move (London) Limited, Registered In England No 867924
Registered Office: Bishop's House, Unit 2, Hook Rise South Industrial Park, Hook Rise South, Surbiton, Surrey, KT6 7LJ

"Bishop's Move" and the Bishop's Move logo are registered trade marks of Bishop & Sons' Depottories Limited





Estd. 1854

BISHOP'S MOVE

Unit 56, Lancaster Way Business Park, Ely, Cambridgeshire, CB6 3NW

Tel: 01353 666 600 Fax: 0844 324 1916

cambridge@bishopsmove.com www.bishopsmove.com

Garage) roundabout and the A142/Witchford Road roundabout, but the full benefit of these can only be realised by a dualled A10.

Traffic Counts show that large numbers of vehicles, including HGV's, which would be most appropriately accommodated on the A10, are travelling through small villages on roads which are unsuitable for this volume and type of traffic. The roads worst affected are the A1123 and B1049. A dualled A10 will redirect this traffic and the strategic network away from the small roads and rural villages.

Bishops Move, appreciates that delivery of major infrastructure takes time, but action to improve the A10 is needed now. Therefore, Bishops Move, wholly supports the package of junction improvements proposed by the CPCA and its bid to the Major Road Networks (MRN) Fund. These are critical to release some of the pinch points along the route and to improve traffic conditions in the short term.

In order to ensure the A10 has sufficient capacity to accommodate the planned housing and employment growth, to deter potential re-assignment of trips on to less suitable routes and to enable the Enterprise Zone and other employment areas to grow to connect local people with jobs and services; Bishops Move believes there is no alternative to significant investment and for the road (A10) to be upgraded as soon as possible.

Yours sincerely,

Michala Burnell

Bishops Move Cambridge



Bishop's Move (London) Limited, Registered in England No. 800934,
Registered Office: Bishop's House, Unit 2, Hock Rise South Industrial Park, Hock Rise South, Surbiton, Surrey KT6 7LJ

*Bishop's Move and the Bishop's Move logo are registered trade marks of Bishop & Son's Dependants Limited



17th July 2019



The Rt. Hon Chris Grayling MP,
Secretary of State for Transport,
Department for Transport,
Great Minster House,
33 Horseferry Road,
London
SW1P 4DR

Dear Rt. Hon Chris Grayling,

REF: DUALLING OF THE A10 ELY TO CAMBRIDGE CORRIDOR

Bluebird Care Newmarket & Fenland fully supports the funding bids being submitted by the Cambridgeshire and Peterborough combined Authority (CPCA) to secure funding for improvements to the A10 between Cambridge and the A10/Witchford Road (BP garage) roundabout in Ely.

For residents and businesses of East Cambridgeshire, dualling the A10 is an absolute priority.

The Ely to Cambridge corridor, which provides connections between Ely and Cambridge and onward links to the national networks via the A14, carries the highest level of North-South traffic flows in the county. More than 18,000 vehicles currently use the corridor daily, with peak period traffic congestion and network reliability issues regularly resulting in trips taking over 45 minutes to travel the length of the route, just 16 miles.

Capacity issues along the corridor adversely affect the quality of life, amenity and opportunities to increase the economic wellbeing of the area.

The A10 improvements are vital to support future housing and employment growth along the corridor. Delivery of 3,000 new homes to the north of Ely is underway and there are plans for significant growth on the border of East Cambridgeshire at Waterbeach.

Delays on the A10 are also impacting on other roads in the district; particularly the A142, A1123 and the B1049.

The A142, which links East Cambridgeshire to Newmarket and the A11, is affected by congestion at the northern end of the A10. Vehicles accessing the Ely Enterprise Zone (Lancaster Way Business Park) where our business is located, suffer delays due to the A10, Witchford Road (BP Garage) roundabout operating well over capacity. This affects both employees and deliveries and is a cost to our business and other businesses in terms of loss of time and cost of fuel.

Bluebird Care Newmarket & Fenland and King's Lynn & West Norfolk
East & West Suites, Avro House, 49 Lancaster Way, Ely, Cambridgeshire
CB6 3NW

Tel 01353 883333 01638 718855 01354 704500
Email newmarketandfenland@bluebirdcare.co.uk

www.bluebirdcare.co.uk



The developers of Lancaster Way Business Park, Ely (Ely Enterprise Zone) where we are based are already working with CPCA, East Cambridgeshire District Council and the County Council on measures to increase capacity at both the A10/Witchford Road (BP Garage) roundabout and the A142/Witchford Road roundabout, but the full benefit of these can only be realised by a dualled A10.

Traffic Counts show that large numbers of vehicles, including HGV's, which would be most appropriately accommodated on the A10, are travelling through small villages on roads which are unsuitable for this volume and type of traffic. The roads worst affected are the A1123 and B1049. A dualled A10 will redirect this traffic and the strategic network away from the small roads and rural villages.

Bluebird Care Newmarket & Fenland appreciates that delivery of major infrastructure takes time, but action to improve the A10 is needed now. Therefore, Bluebird Care Newmarket & Fenland wholly supports the package of junction improvements proposed by the CPCA and its bid to the Major Road Networks (MRN) Fund. These are critical to release some of the pinch points along the route and to improve traffic conditions in the short term.

In order to ensure the A10 has sufficient capacity to accommodate the planned housing and employment growth, to deter potential re-assignment of trips on to less suitable routes and to enable the Enterprise Zone and other employment areas to grow to connect local people with jobs and services; Bluebird Care Newmarket & Fenland believes there is no alternative to significant investment and for the road (A10) to be upgraded as soon as possible.

Yours sincerely,

Carolyn Dailey

Director

Bluebird Care Newmarket & Fenland and King's Lynn & West Norfolk
East & West Suites, Avro House, 49 Lancaster Way, Ely, Cambridgeshire
CB6 3NW

Tel 01353 883333 01638 718855 01354 704500
Email newmarketandfenland@bluebirdcare.co.uk

www.bluebirdcare.co.uk



The Bradfield Centre
Cambridge Science Park
Milton Road
Cambridge CB4 0GQ

Rt Hon Grant Shapps MP

Secretary of State for Transport
Department for Transport
Great Minster House
33 Horseferry Road
London, SW1 P4DR

30 July 2019

Dear Mr Shapps

I am writing to offer the support of the Cambridge Science Park for the proposal to upgrade the A10 between Cambridge and Ely being submitted to the Department for Transport by our partners, the Cambridge and Peterborough Combined Authority.

The A10 between Cambridge and Ely is a primary route of circa 16 miles that connects the two cities. More than 18,000 vehicles currently use the corridor daily, and these capacity issues along the corridor now adversely affect the quality of life, amenity and opportunities to increase the economy wellbeing of the area.

Established in 1970 by Trinity College Cambridge, the Cambridge Science Park is the oldest science park in Europe. We are currently home to 150 companies employing over 7000 people. We pro-actively encourage sustainable transport through measures such as car share clubs, free electric bike schemes and shuttle services to the local train station. Commuters who live to the north of the Park and have no viable alternative to driving would benefit significantly from the proposed upgrade to the A10.

In conclusion, Cambridge Science Park fully supports the Cambridge and Peterborough Combined Authority in seeking to upgrade the A10 between the Milton Interchange at Cambridge and the A142/A10 at Ely.

Yours sincerely

A handwritten signature in blue ink, appearing to read "J Walker", with a stylized flourish at the end.

Jeanette Walker
Director, Cambridge Science Park

The Rt. Hon Chris Grayling MP,
Secretary of State for Transport,
Department for Transport,
Great Minster House,
33 Horseferry Road,
London
SW1P 4DR

12th July 2019

Dear Rt. Hon Chris Grayling,

REF: DUALLING OF THE A10 ELY TO CAMBRIDGE CORRIDOR

Dēanta UK Limited fully supports the funding bids being submitted by the Cambridgeshire and Peterborough combined Authority (CPCA) to secure funding for improvements to the A10 between Cambridge and the A10/Witchford Road (BP garage) roundabout in Ely.

For residents and businesses of East Cambridgeshire, dualling the A10 is an absolute priority.

The Ely to Cambridge corridor, which provides connections between Ely and Cambridge and onward links to the national networks via the A14, carries the highest level of North-South traffic flows in the county. More than 18,000 vehicles currently use the corridor daily, with peak period traffic congestion and network reliability issues regularly resulting in trips taking over 45 minutes to travel the length of the route, just 16 miles.

Capacity issues along the corridor adversely affect the quality of life, amenity and opportunities to increase the economic wellbeing of the area.

The A10 improvements are vital to support future housing and employment growth along the corridor. Delivery of 3,000 new homes to the north of Ely is underway and there are plans for significant growth on the border of East Cambridgeshire at Waterbeach.

Delays on the A10 are also impacting on other roads in the district; particularly the A142, A1123 and the B1049.

The A142, which links East Cambridgeshire to Newmarket and the A11, is affected by congestion at the northern end of the A10. Vehicles accessing the Ely Enterprise Zone (Lancaster Way Business Park) where our business is located, suffer delays due to the A10, Witchford Road (BP Garage) roundabout operating well over capacity. This affects both employees and deliveries and is a cost to our business and other businesses in terms of loss of time and cost of fuel.

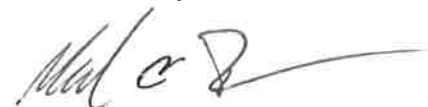
The developers of Lancaster Way Business Park, Ely (Ely Enterprise Zone) where we are based are already working with CPCA, East Cambridgeshire District Council and the County Council on measures to increase capacity at both the A10/Witchford Road (BP Garage) roundabout and the A142/Witchford Road roundabout, but the full benefit of these can only be realised by a dualled A10.

Traffic Counts show that large numbers of vehicles, including HGV's, which would be most appropriately accommodated on the A10, are travelling through small villages on roads which are unsuitable for this volume and type of traffic. The roads worst affected are the A1123 and B1049. A dualled A10 will redirect this traffic and the strategic network away from the small roads and rural villages.

Déanta UK Limited appreciates that delivery of major infrastructure takes time, but action to improve the A10 is needed now. Therefore, Déanta UK Limited wholly supports the package of junction improvements proposed by the CPCA and its bid to the Major Road Networks (MRN) Fund. These are critical to release some of the pinch points along the route and to improve traffic conditions in the short term.

In order to ensure the A10 has sufficient capacity to accommodate the planned housing and employment growth, to deter potential re-assignment of trips on to less suitable routes and to enable the Enterprise Zone and other employment areas to grow to connect local people with jobs and services; Déanta UK Limited believes there is no alternative to significant investment and for the road (A10) to be upgraded as soon as possible.

Yours sincerely,



Mike O'Toole

Managing Director, Déanta UK Limited.

Grovemere House
Lancaster Way Business Park
Ely, Cambridgeshire
CB6 3NW



01353 669986
dfi@directfruitint.co.uk
www.directfruitint.co.uk

The Rt. Hon Chris Grayling MP,
Secretary of State for Transport,
Department for Transport,
Great Minster House,
33 Horseferry Road,
London
SW1P 4DR

12th July 2019

Dear Rt. Hon Chris Grayling,

REF: DUALLING OF THE A10 ELY TO CAMBRIDGE CORRIDOR

Direct Fruit International Ltd fully supports the funding bids being submitted by the Cambridgeshire and Peterborough combined Authority (CPCA) to secure funding for improvements to the A10 between Cambridge and the A10/Witchford Road (BP garage) roundabout in Ely.

For residents and businesses of East Cambridgeshire, dualling the A10 is an absolute priority.

The Ely to Cambridge corridor, which provides connections between Ely and Cambridge and onward links to the national networks via the A14, carries the highest level of North-South traffic flows in the county. More than 18,000 vehicles currently use the corridor daily, with peak period traffic congestion and network reliability issues regularly resulting in trips taking over 45 minutes to travel the length of the route, just 16 miles.

Capacity issues along the corridor adversely affect the quality of life, amenity and opportunities to increase the economic wellbeing of the area.

The A10 improvements are vital to support future housing and employment growth along the corridor. Delivery of 3,000 new homes to the north of Ely is underway and there are plans for significant growth on the border of East Cambridgeshire at Waterbeach.

Delays on the A10 are also impacting on other roads in the district; particularly the A142, A1123 and the B1049.

The A142, which links East Cambridgeshire to Newmarket and the A11, is affected by congestion at the northern end of the A10. Vehicles accessing the Ely Enterprise Zone (Lancaster Way Business Park) where our business is located, suffer delays due to the A10, Witchford Road (BP Garage) roundabout operating well over capacity. This affects both employees and deliveries and is a cost to our business and other businesses in terms of loss of time and cost of fuel.

The developers of Lancaster Way Business Park, Ely (Ely Enterprise Zone) where we are based are already working with CPCA, East Cambridgeshire District Council and the County Council on measures to increase capacity at both the A10/Witchford Road (BP Garage) roundabout and the A142/Witchford Road roundabout, but the full benefit of these can only be realised by a dualled A10.

Cont/d.....

Traffic Counts show that large numbers of vehicles, including HGV's, which would be most appropriately accommodated on the A10, are travelling through small villages on roads which are unsuitable for this volume and type of traffic. The roads worst affected are the A1123 and B1049. A dualled A10 will redirect this traffic and the strategic network away from the small roads and rural villages.

Direct Fruit International Ltd appreciates that delivery of major infrastructure takes time, but action to improve the A10 is needed now. Therefore, Direct Fruit International Ltd wholly supports the package of junction improvements proposed by the CPCA and its bid to the Major Road Networks (MRN) Fund. These are critical to release some of the pinch points along the route and to improve traffic conditions in the short term.

In order to ensure the A10 has sufficient capacity to accommodate the planned housing and employment growth, to deter potential re-assignment of trips on to less suitable routes and to enable the Enterprise Zone and other employment areas to grow to connect local people with jobs and services; Direct Fruit International Ltd believes there is no alternative to significant investment and for the road (A10) to be upgraded as soon as possible.

Yours sincerely,



Paul Lymer
Managing Director
Direct Fruit International Ltd

17 July 2019

Sydney House, Unit 62, Lancaster Way, Ely, Cambridgeshire CB6 3NW

The Rt. Hon Chris Grayling MP,
Secretary of State for Transport,
Department for Transport,
Great Minster House,
33 Horseferry Road,
London
SW1P 4DR

Dear Rt. Hon Chris Grayling,

REF: DUALLING OF THE A10 ELY TO CAMBRIDGE CORRIDOR

Eazipay Ltd fully supports the funding bids being submitted by the Cambridgeshire and Peterborough combined Authority (CPCA) to secure funding for improvements to the A10 between Cambridge and the A10/Witchford Road (BP garage) roundabout in Ely.

For residents and businesses of East Cambridgeshire, dualling the A10 is an absolute priority.

The Ely to Cambridge corridor, which provides connections between Ely and Cambridge and onward links to the national networks via the A14, carries the highest level of North-South traffic flows in the county. More than 18,000 vehicles currently use the corridor daily, with peak period traffic congestion and network reliability issues regularly resulting in trips taking over 45 minutes to travel the length of the route, just 16 miles.

Capacity issues along the corridor adversely affect the quality of life, amenity and opportunities to increase the economic wellbeing of the area.

The A10 improvements are vital to support future housing and employment growth along the corridor. Delivery of 3,000 new homes to the north of Ely is underway and there are plans for significant growth on the border of East Cambridgeshire at Waterbeach.

Delays on the A10 are also impacting on other roads in the district; particularly the A142, A1123 and the B1049.

The A142, which links East Cambridgeshire to Newmarket and the A11, is affected by congestion at the northern end of the A10. Vehicles accessing the Ely Enterprise Zone (Lancaster Way Business Park) where our business is located, suffer delays due to the A10, Witchford Road (BP Garage) roundabout operating well over capacity. This affects both employees and deliveries and is a cost to our business and other businesses in terms of loss of time and cost of fuel.

The developers of Lancaster Way Business Park, Ely (Ely Enterprise Zone) where we are based are already working with CPCA, East Cambridgeshire District Council and the County Council on measures to increase capacity at both the A10/Witchford Road (BP Garage) roundabout and the A142/Witchford Road roundabout, but the full benefit of these can only be realised by a dualled A10.

Cont/d.....

Traffic Counts show that large numbers of vehicles, including HGV's, which would be most appropriately accommodated on the A10, are travelling through small villages on roads which are unsuitable for this volume and type of traffic. The roads worst affected are the A1123 and B1049. A dualled A10 will redirect this traffic and the strategic network away from the small roads and rural villages.

Eazipay Ltd appreciates that delivery of major infrastructure takes time, but action to improve the A10 is needed now. Therefore, Eazipay Ltd wholly supports the package of junction improvements proposed by the CPCA and its bid to the Major Road Networks (MRN) Fund. These are critical to release some of the pinch points along the route and to improve traffic conditions in the short term.

In order to ensure the A10 has sufficient capacity to accommodate the planned housing and employment growth, to deter potential re-assignment of trips on to less suitable routes and to enable the Enterprise Zone and other employment areas to grow to connect local people with jobs and services; Eazipay Ltd believes there is no alternative to significant investment and for the road (A10) to be upgraded as soon as possible.

Yours sincerely,

A handwritten signature in dark ink, appearing to read 'Luisa Grey', written over a light blue horizontal line.

Luisa Grey
Director

Eazipay Ltd

12th July 2019

The Rt. Hon Chris Grayling MP,
Secretary of State for Transport,
Department for Transport,
Great Minster House,
33 Horseferry Road,
London
SW1P 4DR

Dear Rt. Hon Chris Grayling,

REF: DUALLING OF THE A10 ELY TO CAMBRIDGE CORRIDOR

Ellutia Limited fully supports the funding bids being submitted by the Cambridgeshire and Peterborough combined Authority (CPCA) to secure funding for improvements to the A10 between Cambridge and the A10/Witchford Road (BP garage) roundabout in Ely.

For residents and businesses of East Cambridgeshire, dualling the A10 is an absolute priority.

The Ely to Cambridge corridor, which provides connections between Ely and Cambridge and onward links to the national networks via the A14, carries the highest level of North-South traffic flows in the county. More than 18,000 vehicles currently use the corridor daily, with peak period traffic congestion and network reliability issues regularly resulting in trips taking over 45 minutes to travel the length of the route, just 16 miles.

Capacity issues along the corridor adversely affect the quality of life, amenity and opportunities to increase the economic wellbeing of the area.

The A10 improvements are vital to support future housing and employment growth along the corridor. Delivery of 3,000 new homes to the north of Ely is underway and there are plans for significant growth on the border of East Cambridgeshire at Waterbeach.

Delays on the A10 are also impacting on other roads in the district; particularly the A142, A1123 and the B1049.

Ellutia Ltd

Colston House, 200 Lancaster Way Business Park, ELY, Cambridgeshire, CB6 3NX, UK

Tel: +44 (0)1353 669916 Fax: +44 (0)1353 669917

Email: info@ellutia.com Website www.ellutia.com

Registered in England Number 2967460 Registered Address 6 High Street, Ely, Cambridgeshire, England, CB7 4JU

The A142, which links East Cambridgeshire to Newmarket and the A11, is affected by congestion at the northern end of the A10. Vehicles accessing the Ely Enterprise Zone (Lancaster Way Business Park) where our business is located, suffer delays due to the A10, Witchford Road (BP Garage) roundabout operating well over capacity. This affects both employees and deliveries and is a cost to our business and other businesses in terms of loss of time and cost of fuel.

The developers of Lancaster Way Business Park, Ely (Ely Enterprise Zone) where we are based are already working with CPCA, East Cambridgeshire District Council and the County Council on measures to increase capacity at both the A10/Witchford Road (BP Garage) roundabout and the A142/Witchford Road roundabout, but the full benefit of these can only be realised by a dualled A10.

Traffic Counts show that large numbers of vehicles, including HGV's, which would be most appropriately accommodated on the A10, are travelling through small villages on roads which are unsuitable for this volume and type of traffic. The roads worst affected are the A1123 and B1049. A dualled A10 will redirect this traffic and the strategic network away from the small roads and rural villages.

Ellutia appreciates that delivery of major infrastructure takes time, but action to improve the A10 is needed now. Therefore, Ellutia Limited wholly supports the package of junction improvements proposed by the CPCA and its bid to the Major Road Networks (MRN) Fund. These are critical to release some of the pinch points along the route and to improve traffic conditions in the short term.

In order to ensure the A10 has sufficient capacity to accommodate the planned housing and employment growth, to deter potential re-assignment of trips on to less suitable routes and to enable the Enterprise Zone and other employment areas to grow to connect local people with jobs and services; Ellutia Limited believes there is no alternative to significant investment and for the road (A10) to be upgraded as soon as possible.

Yours sincerely,



Avril House
Sales Director
For and on behalf of Ellutia Limited

11th July 2019

The Rt. Hon Chris Grayling MP,
Secretary of State for Transport,
Department for Transport,
Great Minster House,
33 Horseferry Road,
London
SW1P 4DR



112 Lancaster Way, Ely,
Cambridgeshire, CB6 3NX
Telephone: Ely (01353) 666666
Fax: (01353) 667740
www.grovemere.com

Dear Rt. Hon Chris Grayling,

REF: DUALLING OF THE A10 ELY TO CAMBRIDGE CORRIDOR

Grovemere Property Limited fully supports the funding bids being submitted by the Cambridgeshire and Peterborough combined Authority (CPCA) to secure funding for improvements to the A10 between Cambridge and the A10/Witchford Road (BP garage) roundabout in Ely.

For residents and businesses of East Cambridgeshire, dualling the A10 is an absolute priority.

The Ely to Cambridge corridor, which provides connections between Ely and Cambridge and onward links to the national networks via the A14, carries the highest level of North-South traffic flows in the county. More than 18,000 vehicles currently use the corridor daily, with peak period traffic congestion and network reliability issues regularly resulting in trips taking over 45 minutes to travel the length of the route, just 16 miles.

Capacity issues along the corridor adversely affect the quality of life, amenity and opportunities to increase the economic wellbeing of the area.

The A10 improvements are vital to support future housing and employment growth along the corridor. Delivery of 3,000 new homes to the north of Ely is underway and there are plans for significant growth on the border of East Cambridgeshire at Waterbeach.

Delays on the A10 are also impacting on other roads in the district; particularly the A142, A1123 and the B1049.

The A142, which links East Cambridgeshire to Newmarket and the A11, is affected by congestion at the northern end of the A10. Vehicles accessing the Ely Enterprise Zone (Lancaster Way Business Park) where our business is located, suffer delays due to the A10, Witchford Road (BP Garage) roundabout operating well over capacity. This affects both employees and deliveries and is a cost to our business and other businesses in terms of loss of time and cost of fuel. Grovemere Property Limited (the developers of the park) also report that this is having a negative impact on future growth of the Enterprise Zone.

Grovemere Property Limited is already working with CPCA, East Cambridgeshire District Council and the County Council on measures to increase capacity at both the A10/Witchford Road (BP Garage) roundabout and the A142/Witchford Road roundabout, but the full benefit of these can only be realised by a dualled A10.

Cont/d.....

Traffic Counts show that large numbers of vehicles, including HGV's, which would be most appropriately accommodated on the A10, are travelling through small villages on roads which are unsuitable for this volume and type of traffic. The roads worst affected are the A1123 and B1049. A dualled A10 will redirect this traffic onto the strategic network away from the small roads and rural villages.

Grovemere Property Limited appreciates that delivery of major infrastructure takes time, but action to improve the A10 is needed now. Therefore, Grovemere Property Limited wholly supports the package of junction improvements proposed by the CPCA and its bid to the Major Road Networks (MRN) Fund. These are critical to release some of the pinch points along the route and to improve traffic conditions in the short term.

In order to ensure the A10 has sufficient capacity to accommodate the planned housing and employment growth, to deter potential re-assignment of trips on to less suitable routes and to enable the Ely Enterprise Zone and other employment areas to grow to connect local people with jobs and services; Grovemere Property Limited believes there is no alternative to significant investment and for the road (A10) to be upgraded as soon as possible.


Yours sincerely,

A handwritten signature in dark ink, appearing to read 'Harvey Bibby', with a long horizontal stroke extending to the right.

Harvey Bibby MRICS
Director

Enc.

Email: Harvey@grovemere.co.uk



ISON DISTRIBUTION LTD

201 Lancaster Way Business Park, Ely,
Cambridgeshire. CB6 3NX.

TEL:01353 662 662 FAX:01353 666656

www.ison-distribution.com

E-MAIL:lloyd@ison-distribution.com

July 16th 2019

The Rt. Hon Chris Grayling MP,
Secretary of State for Transport,
Department for Transport,
Great Minster House,
33 Horseferry Road,
London
SW1P 4DR

Dear Rt. Hon Chris Grayling,

REF: DUALLING OF THE A10 ELY TO CAMBRIDGE CORRIDOR

Ison Distribution fully supports the funding bids being submitted by the Cambridgeshire and Peterborough combined Authority (CPCA) to secure funding for improvements to the A10 between Cambridge and the A10/Witchford Road (BP garage) roundabout in Ely.

For residents and businesses of East Cambridgeshire, dualling the A10 is an absolute priority.

The Ely to Cambridge corridor, which provides connections between Ely and Cambridge and onward links to the national networks via the A14, carries the highest level of North-South traffic flows in the county. More than 18,000 vehicles currently use the corridor daily, with peak period traffic congestion and network reliability issues regularly resulting in trips taking over 45 minutes to travel the length of the route, just 16 miles.

Capacity issues along the corridor adversely affect the quality of life, amenity and opportunities to increase the economic wellbeing of the area.

The A10 improvements are vital to support future housing and employment growth along the corridor. Delivery of 3,000 new homes to the north of Ely is underway and there are plans for significant growth on the border of East Cambridgeshire at Waterbeach.

Delays on the A10 are also impacting on other roads in the district; particularly the A142, A1123 and the B1049.

The A142, which links East Cambridgeshire to Newmarket and the A11, is affected by congestion at the northern end of the A10. Vehicles accessing the Ely Enterprise Zone (Lancaster Way Business Park) where our business is located, suffer delays due to the A10, Witchford Road (BP Garage) roundabout operating well over capacity. This affects both employees and deliveries and is a cost to our business and other businesses in terms of loss of time and cost of fuel.

The developers of Lancaster Way Business Park, Ely (Ely Enterprise Zone) where we are based are already working with CPCA, East Cambridgeshire District Council and the County Council on measures to increase capacity at both the A10/Witchford Road (BP Garage) roundabout and the A142/Witchford Road roundabout, but the full benefit of these can only be realised by a dualled A10.

Traffic Counts show that large numbers of vehicles, including HGV's, which would be most appropriately accommodated on the A10, are travelling through small villages on roads which are unsuitable for this volume and type of traffic. The roads worst affected are the A1123 and B1049. A dualled A10 will redirect this traffic and the strategic network away from the small roads and rural villages.

Ison Distribution appreciates that delivery of major infrastructure takes time, but action to improve the A10 is needed now. Therefore, Ison Distribution wholly supports the package of junction improvements proposed by the CPCA and its bid to the Major Road Networks (MRN) Fund. These are critical to release some of the pinch points along the route and to improve traffic conditions in the short term.

In order to ensure the A10 has sufficient capacity to accommodate the planned housing and employment growth, to deter potential re-assignment of trips on to less suitable routes and to enable the Enterprise Zone and other employment areas to grow to connect local people with jobs and services; Ison Distribution believes there is no alternative to significant investment and for the road (A10) to be upgraded as soon as possible.

Yours sincerely,

A handwritten signature in blue ink, appearing to be 'LTD', written over a horizontal line.

Lloyd Townsend

Managing Director

MALCO FREIGHT LTD

SPECIALISED FORWARDING FOR SCIENCE & INDUSTRY

56a LANCASTER WAY BUSINESS PARK
ELY CAMBRIDGESHIRE CB6 3NW

TPN PALLETISED DISTRIBUTION

TEL: 0044 1353 666848

FAX: 0044 1353 666846

VAT No. GB 103 917 001

E-MAIL: alison@malcofreight.co.uk

The Rt. Hon Chris Grayling MP,
Secretary of State for Transport,
Department for Transport,
Great Minster House,
33 Horseferry Road,
London
SW1P 4DR

16th July 2019

Dear Rt. Hon Chris Grayling,

REF: DUALLING OF THE A10 ELY TO CAMBRIDGE CORRIDOR

Malco Freight Ltd fully supports the funding bids being submitted by the Cambridgeshire and Peterborough combined Authority (CPCA) to secure funding for improvements to the A10 between Cambridge and the A10/Witchford Road (BP garage) roundabout in Ely.

For residents and businesses of East Cambridgeshire, dualling the A10 is an absolute priority.

The Ely to Cambridge corridor, which provides connections between Ely and Cambridge and onward links to the national networks via the A14, carries the highest level of North-South traffic flows in the county. More than 18,000 vehicles currently use the corridor daily, with peak period traffic congestion and network reliability issues regularly resulting in trips taking over 45 minutes to travel the length of the route, just 16 miles.

Capacity issues along the corridor adversely affect the quality of life, amenity and opportunities to increase the economic wellbeing of the area.

The A10 improvements are vital to support future housing and employment growth along the corridor. Delivery of 3,000 new homes to the north of Ely is underway and there are plans for significant growth on the border of East Cambridgeshire at Waterbeach.

Delays on the A10 are also impacting on other roads in the district; particularly the A142, A1123 and the B1049.

The A142, which links East Cambridgeshire to Newmarket and the A11, is affected by congestion at the northern end of the A10. Vehicles accessing the Ely Enterprise Zone (Lancaster Way Business Park) where our business is located, suffer delays due to the A10, Witchford Road (BP Garage) roundabout operating well over capacity. This affects both employees and deliveries and is a cost to our business and other businesses in terms of loss of time and cost of fuel.


The developers of Lancaster Way Business Park, Ely (Ely Enterprise Zone) where we are based are already working with CPCA, East Cambridgeshire District Council and the County Council on measures to increase capacity at both the A10/Witchford Road (BP Garage) roundabout and the A142/Witchford Road roundabout, but the full benefit of these can only be realised by a dualled A10.

Traffic Counts show that large numbers of vehicles, including HGV's, which would be most appropriately accommodated on the A10, are travelling through small villages on roads which are unsuitable for this volume and type of traffic. The roads worst affected are the A1123 and B1049. A dualled A10 will redirect this traffic and the strategic network away from the small roads and rural villages.

Malco Freight Ltd appreciates that delivery of major infrastructure takes time, but action to improve the A10 is needed now. Therefore, Malco Freight Ltd wholly supports the package of junction improvements proposed by the CPCA and its bid to the Major Road Networks (MRN) Fund. These are critical to release some of the pinch points along the route and to improve traffic conditions in the short term.

In order to ensure the A10 has sufficient capacity to accommodate the planned housing and employment growth, to deter potential re-assignment of trips on to less suitable routes and to enable the Enterprise Zone and other employment areas to grow to connect local people with jobs and services; Malco Freight Ltd believes there is no alternative to significant investment and for the road (A10) to be upgraded as soon as possible.

Yours sincerely,

A handwritten signature in black ink, appearing to read 'Alison Jeffrey', with a stylized flourish at the end.

Alison Jeffrey
Managing Director
Malco Freight Ltd



July 12th 2019

The Rt. Hon Chris Grayling MP,
Secretary of State for Transport,
Department for Transport,
Great Minster House,
33 Horseferry Road,
London
SW1P 4DR

8 Lancaster Way, Ely
Cams CB6 3NW
Tel: 01353 662244
Fax: 01353 666868
www.paragonengineering.co.uk

Dear Rt. Hon Chris Grayling,

REF: DUALLING OF THE A10 ELY TO CAMBRIDGE CORRIDOR

Paragon Precision Engineering Ltd fully supports the funding bids being submitted by the Cambridgeshire and Peterborough combined Authority (CPCA) to secure funding for improvements to the A10 between Cambridge and the A10/Witchford Road (BP garage) roundabout in Ely.

For residents and businesses of East Cambridgeshire, dualling the A10 is an absolute priority.

The Ely to Cambridge corridor, which provides connections between Ely and Cambridge and onward links to the national networks via the A14, carries the highest level of North-South traffic flows in the county. More than 18,000 vehicles currently use the corridor daily, with peak period traffic congestion and network reliability issues regularly resulting in trips taking over 45 minutes to travel the length of the route, just 16 miles.

Capacity issues along the corridor adversely affect the quality of life, amenity and opportunities to increase the economic wellbeing of the area.

The A10 improvements are vital to support future housing and employment growth along the corridor. Delivery of 3,000 new homes to the north of Ely is underway and there are plans for significant growth on the border of East Cambridgeshire at Waterbeach.

Delays on the A10 are also impacting on other roads in the district; particularly the A142, A1123 and the B1049.

The A142, which links East Cambridgeshire to Newmarket and the A11, is affected by congestion at the northern end of the A10. Vehicles accessing the Ely Enterprise Zone (Lancaster Way Business Park) where our business is located, suffer delays due to the A10, Witchford Road (BP Garage) roundabout operating well over capacity. This affects both employees and deliveries and is a cost to our business and other businesses in terms of loss of time and cost of fuel.

The developers of Lancaster Way Business Park, Ely (Ely Enterprise Zone) where we are based are already working with CPCA, East Cambridgeshire District Council and the County Council on measures to increase capacity at both the A10/Witchford Road (BP Garage) roundabout and the A142/Witchford Road roundabout, but the full benefit of these can only be realised by a dualled A10.



Traffic Counts show that large numbers of vehicles, including HGV's, which would be most appropriately accommodated on the A10, are travelling through small villages on roads which are unsuitable for this volume and type of traffic. The roads worst affected are the A1123 and B1049. A dualled A10 will redirect this traffic and the strategic network away from the small roads and rural villages.

Paragon Precision Engineering Ltd appreciates that delivery of major infrastructure takes time, but action to improve the A10 is needed now. Therefore, Paragon Precision Engineering Ltd wholly supports the package of junction improvements proposed by the CPCA and its bid to the Major Road Networks (MRN) Fund. These are critical to release some of the pinch points along the route and to improve traffic conditions in the short term.

In order to ensure the A10 has sufficient capacity to accommodate the planned housing and employment growth, to deter potential re-assignment of trips on to less suitable routes and to enable the Enterprise Zone and other employment areas to grow to connect local people with jobs and services; Paragon Precision Engineering Ltd believes there is no alternative to significant investment and for the road (A10) to be upgraded as soon as possible.

Yours sincerely,

A handwritten signature in dark ink, appearing to read 'J Kent', with a long horizontal line extending to the right.

John Kent

Paragon Precision Engineering Ltd

12th July 2019

The Rt. Hon Chris Grayling MP,
Secretary of State for Transport,
Department for Transport,
Great Minster House,
33 Horseferry Road,
London
SW1P 4DR

Dear Rt. Hon Chris Grayling,

REF: DUALLING OF THE A10 ELY TO CAMBRIDGE CORRIDOR

G & J Peck Ltd fully supports the funding bids being submitted by the Cambridgeshire and Peterborough combined Authority (CPCA) to secure funding for improvements to the A10 between Cambridge and the A10/Witchford Road (BP garage) roundabout in Ely.

For residents and businesses of East Cambridgeshire, dualling the A10 is an absolute priority.

The Ely to Cambridge corridor, which provides connections between Ely and Cambridge and onward links to the national networks via the A14, carries the highest level of North-South traffic flows in the county. More than 18,000 vehicles currently use the corridor daily, with peak period traffic congestion and network reliability issues regularly resulting in trips taking over 45 minutes to travel the length of the route, just 16 miles.

Capacity issues along the corridor adversely affect the quality of life, amenity and opportunities to increase the economic wellbeing of the area.

The A10 improvements are vital to support future housing and employment growth along the corridor. Delivery of 3,000 new homes to the north of Ely is underway and there are plans for significant growth on the border of East Cambridgeshire at Waterbeach.

Delays on the A10 are also impacting on other roads in the district; particularly the A142, A1123 and the B1049.

The A142, which links East Cambridgeshire to Newmarket and the A11, is affected by congestion at the northern end of the A10. Vehicles accessing the Ely Enterprise Zone (Lancaster Way Business Park) where our business is located, suffer delays due to the A10, Witchford Road (BP Garage) roundabout operating well over capacity. This affects both employees and deliveries and is a cost to our business and other businesses in terms of loss of time and cost of fuel.

Cont/d.....

Head Office Depot ☒

90 Lancaster Way Business Park,
Ely, Cambs. CB6 3NX
Tel. 01353 664515
Fax 01353 666032

Ramsey St. Mary Depot ☐

456A Heme Road, Ramsey St. Mary's,
Huntingdon, Cambs. PE26 2TJ
Tel. 01733 844642
Fax. 01733 844673

Mareham - Le - Fen Depot ☐

Main Street, Mareham - Le - Fen,
Boston, Lincs. PE22 7QW
Tel. 01507 568484
Fax. 01507 568585

Spalding Depot ☐

Elsoms Way, Wardentree Park, Pinchbeck,
Spalding, Lincs. PE11 3JG
Tel. 01775 724343
Fax. 01775 722073

Dereham Depot ☐

Yaxham Road Ind.Est., Greens Road,
Dereham, Norfolk NR20 3TG
Tel. 01362 698698
Fax. 01362 694939

Harpley Depot ☐

Cross Street, Harpley,
King's Lynn, Norfolk PE31 6TJ
Tel. 01485 520030
Fax. 01485 520062


The developers of Lancaster Way Business Park, Ely (Ely Enterprise Zone) where we are based are already working with CPCA, East Cambridgeshire District Council and the County Council on measures to increase capacity at both the A10/Witchford Road (BP Garage) roundabout and the A142/Witchford Road roundabout, but the full benefit of these can only be realised by a dualled A10.

Traffic Counts show that large numbers of vehicles, including HGV's, which would be most appropriately accommodated on the A10, are travelling through small villages on roads which are unsuitable for this volume and type of traffic. The roads worst affected are the A1123 and B1049. A dualled A10 will redirect this traffic and the strategic network away from the small roads and rural villages.

G & J Peck Ltd appreciates that delivery of major infrastructure takes time, but action to improve the A10 is needed now. Therefore, G & J Peck Ltd wholly supports the package of junction improvements proposed by the CPCA and its bid to the Major Road Networks (MRN) Fund. These are critical to release some of the pinch points along the route and to improve traffic conditions in the short term.

In order to ensure the A10 has sufficient capacity to accommodate the planned housing and employment growth, to deter potential re-assignment of trips on to less suitable routes and to enable the Enterprise Zone and other employment areas to grow to connect local people with jobs and services; G & J Peck Ltd believes there is no alternative to significant investment and for the road (A10) to be upgraded as soon as possible.

Yours sincerely

A handwritten signature in dark ink, appearing to read 'Ian Loversidge', written over a light blue horizontal line.

Ian Loversidge
Managing Director
G & J Peck Ltd

12th July, 2019



The Rt. Hon Chris Grayling MP,
Secretary of State for Transport,
Department for Transport,
Great Minster House,
33 Horseferry Road,
London
SW1P 4DR

QAV Limited

110 Lancaster Way Business Park
Ely Cambridgeshire
CB6 3NX
UK

Dear Rt. Hon Chris Grayling,

REF: DUALLING OF THE A10 ELY TO CAMBRIDGE CORRIDOR

QAV Ltd fully supports the funding bids being submitted by the Cambridgeshire and Peterborough combined Authority (CPCA) to secure funding for improvements to the A10 between Cambridge and the A10/Witchford Road (BP garage) roundabout in Ely.

For residents and businesses of East Cambridgeshire, dualling the A10 is an absolute priority.

The Ely to Cambridge corridor, which provides connections between Ely and Cambridge and onward links to the national networks via the A14, carries the highest level of North-South traffic flows in the county. More than 18,000 vehicles currently use the corridor daily, with peak period traffic congestion and network reliability issues regularly resulting in trips taking over 45 minutes to travel the length of the route, just 16 miles.

Capacity issues along the corridor adversely affect the quality of life, amenity and opportunities to increase the economic wellbeing of the area.

The A10 improvements are vital to support future housing and employment growth along the corridor. Delivery of 3,000 new homes to the north of Ely is underway and there are plans for significant growth on the border of East Cambridgeshire at Waterbeach.

Delays on the A10 are also impacting on other roads in the district; particularly the A142, A1123 and the B1049.

The A142, which links East Cambridgeshire to Newmarket and the A11, is affected by congestion at the northern end of the A10. Vehicles accessing the Ely Enterprise Zone (Lancaster Way Business Park) where our business is located, suffer delays due to the A10, Witchford Road (BP Garage) roundabout operating well over capacity. This affects both employees and deliveries and is a cost to our business and other businesses in terms of loss of time and cost of fuel.

The developers of Lancaster Way Business Park, Ely (Ely Enterprise Zone) where we are based are already working with CPCA, East Cambridgeshire District Council and the County Council on measures to increase capacity at both the A10/Witchford Road (BP Garage) roundabout and the A142/Witchford Road roundabout, but the full benefit of these can only be realised by a dualled A10.

Cont/d.....



QAV Limited

110 Lancaster Way Business Park
Ely Cambridgeshire
CB6 3NX
UK

Traffic Counts show that large numbers of vehicles, including HGV's, which would be most appropriately accommodated on the A10, are travelling through small villages on roads which are unsuitable for this volume and type of traffic. The roads worst affected are the A1123 and B1049. A dualled A10 will redirect this traffic and the strategic network away from the small roads and rural villages.


QAV Ltd appreciates that delivery of major infrastructure takes time, but action to improve the A10 is needed now. Therefore, QAV Ltd wholly supports the package of junction improvements proposed by the CPCA and its bid to the Major Road Networks (MRN) Fund. These are critical to release some of the pinch points along the route and to improve traffic conditions in the short term.

In order to ensure the A10 has sufficient capacity to accommodate the planned housing and employment growth, to deter potential re-assignment of trips on to less suitable routes and to enable the Enterprise Zone and other employment areas to grow to connect local people with jobs and services; QAV Ltd believes there is no alternative to significant investment and for the road (A10) to be upgraded as soon as possible.

Yours sincerely,

Gordon Baird

QAV Ltd



Radio Physics Solutions Ltd
Unit 15 Lancaster Way
Business Park
Ely, CB6 3NW

Dated ...12/07/19.....

The Rt. Hon Chris Grayling MP,
Secretary of State for Transport,
Department for Transport,
Great Minster House,
33 Horseferry Road,
London
SW1P 4DR

Dear Rt. Hon Chris Grayling,

REF: DUALLING OF THE A10 ELY TO CAMBRIDGE CORRIDOR

Radio Physics Solutions Ltd, fully supports the funding bids being submitted by the Cambridgeshire and Peterborough combined Authority (CPCA) to secure funding for improvements to the A10 between Cambridge and the A10/Witchford Road (BP garage) roundabout in Ely.

For residents and businesses of East Cambridgeshire, dualling the A10 is an absolute priority.

The Ely to Cambridge corridor, which provides connections between Ely and Cambridge and onward links to the national networks via the A14, carries the highest level of North-South traffic flows in the county. More than 18,000 vehicles currently use the corridor daily, with peak period traffic congestion and network reliability issues regularly resulting in trips taking over 45 minutes to travel the length of the route, just 16 miles.

Capacity issues along the corridor adversely affect the quality of life, amenity and opportunities to increase the economic wellbeing of the area.

The A10 improvements are vital to support future housing and employment growth along the corridor. Delivery of 3,000 new homes to the north of Ely is underway and there are plans for significant growth on the border of East Cambridgeshire at Waterbeach.

Delays on the A10 are also impacting on other roads in the district; particularly the A142, A1123 and the B1049.

The A142, which links East Cambridgeshire to Newmarket and the A11, is affected by congestion at the northern end of the A10. Vehicles accessing the Ely Enterprise Zone (Lancaster Way Business Park) where our business is located, suffer delays due to the A10, Witchford Road (BP Garage) roundabout operating well over capacity. This affects both employees and deliveries and is a cost to our business and other businesses in terms of loss of time and cost of fuel.

The developers of Lancaster Way Business Park, Ely (Ely Enterprise Zone) where we are based are already working with CPCA, East Cambridgeshire District Council and the County Council

on measures to increase capacity at both the A10/Witchford Road (BP Garage) roundabout and the A142/Witchford Road roundabout, but the full benefit of these can only be realised by a dualled A10.

Traffic Counts show that large numbers of vehicles, including HGV's, which would be most appropriately accommodated on the A10, are travelling through small villages on roads which are unsuitable for this volume and type of traffic. The roads worst affected are the A1123 and B1049. A dualled A10 will redirect this traffic and the strategic network away from the small roads and rural villages.

Radio Physics Solutions Ltd, appreciates that delivery of major infrastructure takes time, but action to improve the A10 is needed now. Therefore, Radio Physics Solutions Ltd, wholly supports the package of junction improvements proposed by the CPCA and its bid to the Major Road Networks (MRN) Fund. These are critical to release some of the pinch points along the route and to improve traffic conditions in the short term.

In order to ensure the A10 has sufficient capacity to accommodate the planned housing and employment growth, to deter potential re-assignment of trips on to less suitable routes and to enable the Enterprise Zone and other employment areas to grow to connect local people with jobs and services; Radio Physics Solutions Ltd, believes there is no alternative to significant investment and for the road (A10) to be upgraded as soon as possible.

Yours sincerely,

A handwritten signature in blue ink, appearing to read "Paul Keen". The signature is stylized with a large, looped initial "P" and a long, horizontal stroke extending to the right.

Paul Keen

Radio Physics Solutions Ltd,

The Rt. Hon Chris Grayling MP,
Secretary of State for Transport,
Department for Transport,
Great Minster House,
33 Horseferry Road,
London
SW1P 4DR

12 July 2019

Dear Rt. Hon Chris Grayling,

REF: DUALLING OF THE A10 ELY TO CAMBRIDGE CORRIDOR

Salmons Bros Ltd fully supports the funding bids being submitted by the Cambridgeshire and Peterborough combined Authority (CPCA) to secure funding for improvements to the A10 between Cambridge and the A10/Witchford Road (BP garage) roundabout in Ely.

For residents and businesses of East Cambridgeshire, dualling the A10 is an absolute priority.

The Ely to Cambridge corridor, which provides connections between Ely and Cambridge and onward links to the national networks via the A14, carries the highest level of North-South traffic flows in the county. More than 18,000 vehicles currently use the corridor daily, with peak period traffic congestion and network reliability issues regularly resulting in trips taking over 45 minutes to travel the length of the route, just 16 miles.

Capacity issues along the corridor adversely affect the quality of life, amenity and opportunities to increase the economic wellbeing of the area.

The A10 improvements are vital to support future housing and employment growth along the corridor. Delivery of 3,000 new homes to the north of Ely is underway and there are plans for significant growth on the border of East Cambridgeshire at Waterbeach.

Delays on the A10 are also impacting on other roads in the district; particularly the A142, A1123 and the B1049.

The A142, which links East Cambridgeshire to Newmarket and the A11, is affected by congestion at the northern end of the A10. Vehicles accessing the Ely Enterprise Zone (Lancaster Way Business Park) where our business is located, suffer delays due to the A10, Witchford Road (BP Garage) roundabout operating well over capacity. This affects both employees and deliveries and is a cost to our business and other businesses in terms of loss of time and cost of fuel.

The developers of Lancaster Way Business Park, Ely (Ely Enterprise Zone) where we are based are already working with CPCA, East Cambridgeshire District Council and the County Council on measures to increase capacity at both the A10/Witchford Road (BP Garage) roundabout and the A142/Witchford Road roundabout, but the full benefit of these can only be realised by a dualled A10.

Traffic Counts show that large numbers of vehicles, including HGV's, which would be most appropriately accommodated on the A10, are travelling through small villages on roads which are unsuitable for this volume and type of traffic. The roads worst affected are the A1123 and B1049. A dualled A10 will redirect this traffic and the strategic network away from the small roads and rural villages.

Salmons Bros Ltd appreciates that delivery of major infrastructure takes time, but action to improve the A10 is needed now. Therefore, Salmons Bros Ltd wholly supports the package of junction improvements proposed by the CPCA and its bid to the Major Road Networks (MRN) Fund. These are critical to release some of the pinch points along the route and to improve traffic conditions in the short term.

In order to ensure the A10 has sufficient capacity to accommodate the planned housing and employment growth, to deter potential re-assignment of trips on to less suitable routes and to enable the Enterprise Zone and other employment areas to grow to connect local people with jobs and services; Salmons Bros Ltd believes there is no alternative to significant investment and for the road (A10) to be upgraded as soon as possible.

Yours sincerely,



Michael Salmons
Managing Director

Salmons Bros Ltd



Bespoke Uniforms and Commercial laundry services

12th July 2019

The Rt. Hon Chris Grayling MP,
Secretary of State for Transport,
Department for Transport,
Great Minster House,
33 Horseferry Road,
London
SW1P 4DR

Dear Rt. Hon Chris Grayling,

REF: DUALLING OF THE A10 ELY TO CAMBRIDGE CORRIDOR

TBT services Ltd fully supports the funding bids being submitted by the Cambridgeshire and Peterborough combined Authority (CPCA) to secure funding for improvements to the A10 between Cambridge and the A10/Witchford Road (BP garage) roundabout in Ely.

For residents and businesses of East Cambridgeshire, dualling the A10 is an absolute priority.

The Ely to Cambridge corridor, which provides connections between Ely and Cambridge and onward links to the national networks via the A14, carries the highest level of North-South traffic flows in the county. More than 18,000 vehicles currently use the corridor daily, with peak period traffic congestion and network reliability issues regularly resulting in trips taking over 45 minutes to travel the length of the route, just 16 miles.

Capacity issues along the corridor adversely affect the quality of life, amenity and opportunities to increase the economic wellbeing of the area.

The A10 improvements are vital to support future housing and employment growth along the corridor. Delivery of 3,000 new homes to the north of Ely is underway and there are plans for significant growth on the border of East Cambridgeshire at Waterbeach.

Delays on the A10 are also impacting on other roads in the district; particularly the A142, A1123 and the B1049.

The A142, which links East Cambridgeshire to Newmarket and the A11, is affected by congestion at the northern end of the A10. Vehicles accessing the Ely Enterprise Zone (Lancaster Way Business Park) where our business is located, suffer delays due to the A10, Witchford Road (BP Garage) roundabout operating well over capacity. This affects both employees and deliveries and is a cost to our business and other businesses in terms of loss of time and cost of fuel.

Workwear uniforms Purchase, rental, printing , embroidery and laundry services
Unit 2G merlin Court , Ely Road Cambridgeshire CB6 3GN
VAT No.260 2832 26
Company no. 10259210



Bespoke Uniforms and Commercial laundry services

The developers of Lancaster Way Business Park, Ely (Ely Enterprise Zone) where we are based are already working with CPCA, East Cambridgeshire District Council and the County Council on measures to increase capacity at both the A10/Witchford Road (BP Garage) roundabout and the A142/Witchford Road roundabout, but the full benefit of these can only be realised by a dualled A10.

Traffic Counts show that large numbers of vehicles, including HGV's, which would be most appropriately accommodated on the A10, are travelling through small villages on roads which are unsuitable for this volume and type of traffic. The roads worst affected are the A1123 and B1049. A dualled A10 will redirect this traffic and the strategic network away from the small roads and rural villages.

TBT services Ltd appreciates that delivery of major infrastructure takes time, but action to improve the A10 is needed now. Therefore, TBT services Ltd wholly supports the package of junction improvements proposed by the CPCA and its bid to the Major Road Networks (MRN) Fund. These are critical to release some of the pinch points along the route and to improve traffic conditions in the short term.

In order to ensure the A10 has sufficient capacity to accommodate the planned housing and employment growth, to deter potential re-assignment of trips on to less suitable routes and to enable the Enterprise Zone and other employment areas to grow to connect local people with jobs and services; *Insert Company Name* believes there is no alternative to significant investment and for the road (A10) to be upgraded as soon as possible.

Yours sincerely,

A handwritten signature in blue ink, appearing to read "Derya Amon", is written over a faint, larger version of the same signature.

Derya Amon

TBT services Ltd

12th July 2019



The Rt. Hon Chris Grayling MP,
Secretary of State for Transport,
Department for Transport,
Great Minster House,
33 Horseferry Road,
London
SW1P 4DR

Dear Rt. Hon Chris Grayling,

REF: DUALLING OF THE A10 ELY TO CAMBRIDGE CORRIDOR

The Stock Shop Ltd fully supports the funding bids being submitted by the Cambridgeshire and Peterborough combined Authority (CPCA) to secure funding for improvements to the A10 between Cambridge and the A10/Witchford Road (BP garage) roundabout in Ely.

For residents and businesses of East Cambridgeshire, dualling the A10 is an absolute priority.

The Ely to Cambridge corridor, which provides connections between Ely and Cambridge and onward links to the national networks via the A14, carries the highest level of North-South traffic flows in the county. More than 18,000 vehicles currently use the corridor daily, with peak period traffic congestion and network reliability issues regularly resulting in trips taking over 45 minutes to travel the length of the route, just 16 miles.

Capacity issues along the corridor adversely affect the quality of life, amenity and opportunities to increase the economic wellbeing of the area.

The A10 improvements are vital to support future housing and employment growth along the corridor. Delivery of 3,000 new homes to the north of Ely is underway and there are plans for significant growth on the border of East Cambridgeshire at Waterbeach.

Delays on the A10 are also impacting on other roads in the district; particularly the A142, A1123 and the B1049.

The A142, which links East Cambridgeshire to Newmarket and the A11, is affected by congestion at the northern end of the A10. Vehicles accessing the Ely Enterprise Zone (Lancaster Way Business Park) where our business is located, suffer delays due to the A10, Witchford Road (BP Garage) roundabout operating well over capacity. This affects both employees and deliveries and is a cost to our business and other businesses in terms of loss of time and cost of fuel.

The developers of Lancaster Way Business Park, Ely (Ely Enterprise Zone) where we are based are already working with CPCA, East Cambridgeshire District Council and the County Council on measures to increase capacity at both the A10/Witchford Road (BP Garage) roundabout and the A142/Witchford Road roundabout, but the full benefit of these can only be realised by a dualled A10.

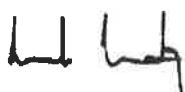
Cont/d.....

Traffic Counts show that large numbers of vehicles, including HGV's, which would be most appropriately accommodated on the A10, are travelling through small villages on roads which are unsuitable for this volume and type of traffic. The roads worst affected are the A1123 and B1049. A dualled A10 will redirect this traffic and the strategic network away from the small roads and rural villages.

The Stock Shop Ltd appreciates that delivery of major infrastructure takes time, but action to improve the A10 is needed now. Therefore, The Stock Shop Ltd wholly supports the package of junction improvements proposed by the CPCA and its bid to the Major Road Networks (MRN) Fund. These are critical to release some of the pinch points along the route and to improve traffic conditions in the short term.

In order to ensure the A10 has sufficient capacity to accommodate the planned housing and employment growth, to deter potential re-assignment of trips on to less suitable routes and to enable the Enterprise Zone and other employment areas to grow to connect local people with jobs and services; The Stock Shop Ltd believes there is no alternative to significant investment and for the road (A10) to be upgraded as soon as possible.

Yours sincerely,

A handwritten signature in black ink, appearing to read 'Mark Mitzman'.

Mark Mitzman
Managing Director

The Stock Shop Ltd



Thorlabs Ltd
1 Saint Thomas Place Cambridgeshire Business Park
Ely Cambridgeshire CB7 4EX UK

Tel +44 (0)1353 654440
Fax +44 (0)1353 654444
www.thorlabs.com

Registered Office
1 St Thomas Place Ely Cambridgeshire CB7 4EX Registered in
England No 5081788 VAT registration No 834 5068 26

15/07/19

The Rt. Hon Chris Grayling MP,
Secretary of State for Transport,
Department for Transport,
Great Minster House,
33 Horseferry Road,
London
SW1P 4DR

Dear Rt. Hon Chris Grayling,

REF: DUALLING OF THE A10 ELY TO CAMBRIDGE CORRIDOR

Thorlabs Ltd fully supports the funding bids being submitted by the Cambridgeshire and Peterborough combined Authority (CPCA) to secure funding for improvements to the A10 between Cambridge and the A10/Witchford Road (BP garage) roundabout in Ely.

For residents and businesses of East Cambridgeshire, dualling the A10 is an absolute priority.

The Ely to Cambridge corridor, which provides connections between Ely and Cambridge and onward links to the national networks via the A14, carries the highest level of North-South traffic flows in the county. More than 18,000 vehicles currently use the corridor daily, with peak period traffic congestion and network reliability issues regularly resulting in trips taking over 45 minutes to travel the length of the route, just 16 miles.

Capacity issues along the corridor adversely affect the quality of life, amenity and opportunities to increase the economic wellbeing of the area.

The A10 improvements are vital to support future housing and employment growth along the corridor. Delivery of 3,000 new homes to the north of Ely is underway and there are plans for significant growth on the border of East Cambridgeshire at Waterbeach.

Delays on the A10 are also impacting on other roads in the district; particularly the A142, A1123 and the B1049.

The A142, which links East Cambridgeshire to Newmarket and the A11, is affected by congestion at the northern end of the A10. Vehicles accessing the Ely Enterprise Zone (Lancaster Way Business Park) where our business is located, suffer delays due to the A10, Witchford Road (BP Garage) roundabout operating well over capacity. This affects both



Thorlabs Ltd
1 Saint Thomas Place Cambridgeshire Business Park
Ely Cambridgeshire CB7 4EX UK

Tel +44 (0)1353 654440
Fax +44 (0)1353 654444
www.thorlabs.com

Registered Office
1 St Thomas Place Ely Cambridgeshire CB7 4EX Registered in
England No 5081788 VAT registration No 834 5068 26

employees and deliveries and is a cost to our business and other businesses in terms of loss of time and cost of fuel.

The developers of Lancaster Way Business Park, Ely (Ely Enterprise Zone) where we are based are already working with CPCA, East Cambridgeshire District Council and the County Council on measures to increase capacity at both the A10/Witchford Road (BP Garage) roundabout and the A142/Witchford Road roundabout, but the full benefit of these can only be realised by a dualled A10.

Traffic Counts show that large numbers of vehicles, including HGV's, which would be most appropriately accommodated on the A10, are travelling through small villages on roads which are unsuitable for this volume and type of traffic. The roads worst affected are the A1123 and B1049. A dualled A10 will redirect this traffic and the strategic network away from the small roads and rural villages.

Thorlabs Ltd appreciates that delivery of major infrastructure takes time, but action to improve the A10 is needed now. Therefore, Thorlabs Ltd wholly supports the package of junction improvements proposed by the CPCA and its bid to the Major Road Networks (MRN) Fund. These are critical to release some of the pinch points along the route and to improve traffic conditions in the short term.

In order to ensure the A10 has sufficient capacity to accommodate the planned housing and employment growth, to deter potential re-assignment of trips on to less suitable routes and to enable the Enterprise Zone and other employment areas to grow to connect local people with jobs and services; Thorlabs Ltd believes there is no alternative to significant investment and for the road (A10) to be upgraded as soon as possible.

Yours sincerely,

John Carman

Thorlabs Ltd



17/7/19

The Rt. Hon Chris Grayling MP,
Secretary of State for Transport,
Department for Transport,
Great Minster House,
33 Horseferry Road,
London
SW1P 4DR

Dear Rt. Hon Chris Grayling,

REF: DUALLING OF THE A10 ELY TO CAMBRIDGE CORRIDOR

Volvo Group UK fully supports the funding bids being submitted by the Cambridgeshire and Peterborough combined Authority (CPCA) to secure funding for improvements to the A10 between Cambridge and the A10/Witchford Road (BP garage) roundabout in Ely.

For residents and businesses of East Cambridgeshire, dualling the A10 is an absolute priority.

The Ely to Cambridge corridor, which provides connections between Ely and Cambridge and onward links to the national networks via the A14, carries the highest level of North-South traffic flows in the county. More than 18,000 vehicles currently use the corridor daily, with peak period traffic congestion and network reliability issues regularly resulting in trips taking over 45 minutes to travel the length of the route, just 16 miles.

Capacity issues along the corridor adversely affect the quality of life, amenity and opportunities to increase the economic wellbeing of the area.

The A10 improvements are vital to support future housing and employment growth along the corridor. Delivery of 3,000 new homes to the north of Ely is underway and there are plans for significant growth on the border of East Cambridgeshire at Waterbeach.

Delays on the A10 are also impacting on other roads in the district; particularly the A142, A1123 and the B1049.

The A142, which links East Cambridgeshire to Newmarket and the A11, is affected by congestion at the northern end of the A10. Vehicles accessing the Ely Enterprise Zone (Lancaster Way Business Park) where our business is located, suffer delays due to the A10, Witchford Road (BP Garage) roundabout operating well over capacity. This affects both employees and deliveries and is a cost to our business and other businesses in terms of loss of time and cost of fuel.

The developers of Lancaster Way Business Park, Ely (Ely Enterprise Zone) where we are based are already working with CPCA, East Cambridgeshire District Council and the County Council on measures to increase capacity at both the A10/Witchford Road (BP Garage) roundabout and the A142/Witchford Road roundabout, but the full benefit of these can only be realised by a dualled A10.

Cont/d.....



Traffic Counts show that large numbers of vehicles, including HGV's, which would be most appropriately accommodated on the A10, are travelling through small villages on roads which are unsuitable for this volume and type of traffic. The roads worst affected are the A1123 and B1049. A dualled A10 will redirect this traffic and the strategic network away from the small roads and rural villages.

Volvo Group appreciates that delivery of major infrastructure takes time, but action to improve the A10 is needed now. Therefore, *Volvo Group* wholly supports the package of junction improvements proposed by the CPCA and its bid to the Major Road Networks (MRN) Fund. These are critical to release some of the pinch points along the route and to improve traffic conditions in the short term.

In order to ensure the A10 has sufficient capacity to accommodate the planned housing and employment growth, to deter potential re-assignment of trips on to less suitable routes and to enable the Enterprise Zone and other employment areas to grow to connect local people with jobs and services; *Volvo Group* believes there is no alternative to significant investment and for the road (A10) to be upgraded as soon as possible.

Yours sincerely,

Michael Revens
Dealerpoint Manager

VOLVO GROUP UK